

# Accessing the Provisioning Administration Dashboard

Once you install Provisioning and perform the required pre-configuration tasks described in the previous sections, you can launch the Provisioning Administration Dashboard to begin creating your Provisioning definitions.

The Provisioning Administration Dashboard is a central location for administrators to create, edit, delete, import, and export Provisioning definitions. It provides a wizard interface that guides you through the process of creating a Provisioning definition.


There are several ways you can access the Provisioning Administration Dashboard, depending on which SharePoint hosting option you use. The following sections describe how to access the Dashboard based on the Feature-Activated option.

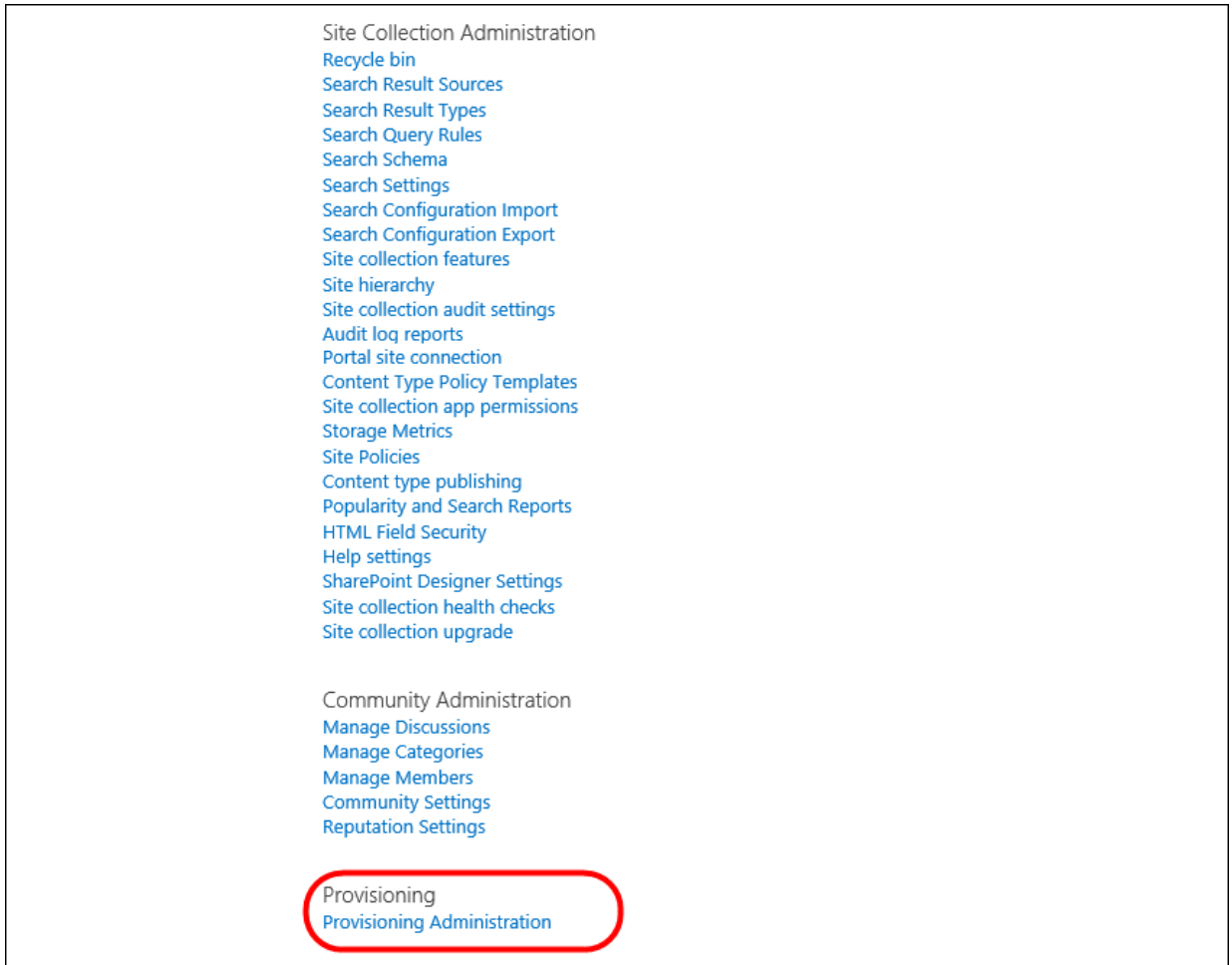
## Permissions

Before you start using the Provisioning Administration Dashboard to create your definitions, you must set the following permissions:

- Edit/Contribute permission on the Provisioning Definition list
- Edit/Contribute permission on the Provisioning Request list
- Design permission on the Governance Hub - Resource Gallery list (i.e., <Governance Hub site>/Lists/Gimma1Resources)


## Accessing the Provisioning Administration Dashboard

1. From the site where the Provisioning feature was activated, go to **Settings** () > **Site Settings**. The Site Settings page displays.



2. Under the Provisioning section, select **Provisioning Administration**. The Provisioning Administration Dashboard displays.

OR

1. Navigate to the Governance Hub dashboard page by going to **Settings** (  ) > **Site Settings**.
2. Under the Site Administration section, click **Governance Hub**. The Governance Hub dashboard displays.
3. Click the **Provisioning** tile. The Provisioning page displays.
4. Under the Global Configuration section, click the Actions menu (...) next to the **All Sites** configuration group, and then select **Provisioning Administration**. The Provisioning Administration Dashboard displays.

# Provisioning

## Product Information

<b>Name</b>	Provisioning
<b>Description</b>	The Provisioning app allows sites and site collections to be provisioned.
<b>Resources</b>	<a href="#">Resources Folder</a>

## Global Configuration

List of available global configuration groups and the product-specific configuration status for each.

Global Configuration Group Name	Actions	Regular Expression Value	Configured
All Sites	*		✓

## Installed Locations

List indicating each site where this product is installed, the site name, the site type, and configuration status.

Site Name	Action	Type	Platform
Governance Hub	...	Feature-activated	On-premises

Total Items: 1

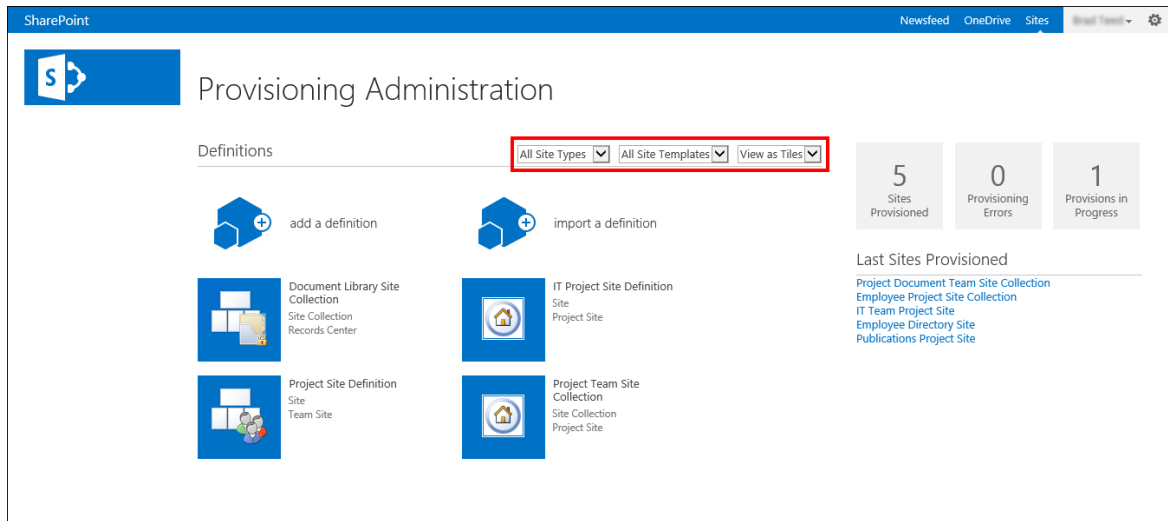
- Edit Global Settings
- Edit Request Site Exclusions
- Edit List Template Registry
- Edit Feature Registry
- Edit Site Setting Registry
- Edit Web Application Registry
- Provisioning Administration**
- Clear Global Configuration
- Publish Global Configuration

## Note

Provisioning is only available for the All Sites configuration group under the Global Configuration section. There are no separate Global Configuration groups available for Provisioning.

The Provisioning Administration Dashboard provides a view of all the definitions you have created for your sites, and enables you to filter your view based on:

- **Site type:** View definitions for a site collection, for sites, or for all site types
- **Template:** View definitions for a specific template that is being used in the definition
- **View as List** or **Tiles:** View your definitions in a tile format or as a list



Finally, from the Dashboard you can view a list of the provisioned sites, the provisions in progress, and a list of any errors experienced during the provisioning process.

The following sections describe how to create, edit, delete, import, and export Provisioning definitions for site collections and sites.

### Note

When creating new definitions, certain options are available only for SharePoint On-Premises or O365. In either case, the Provisioning system will ignore those features that don't apply to your version of SharePoint and will continue to process your definition when a site or site collection is requested.